

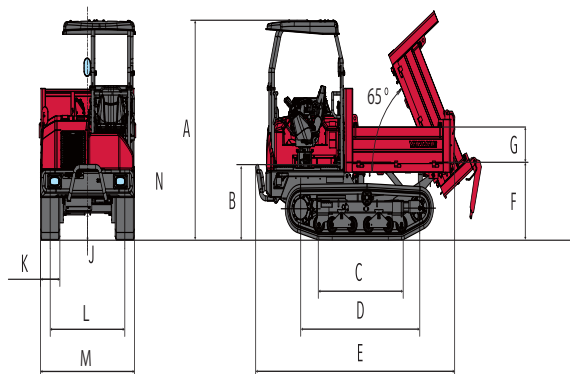
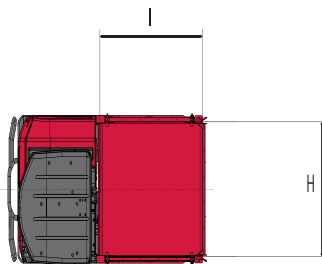
C50R-5

Dimensions - C50R-5

THREE-WAY DUMP VESSEL

- A. 8' 8"
- B. 3' 4"
- C. 8' 2"
- D. 10' 4"
- E. 14' 9"
- F. 3' 5"
- G. 0' 11"
- H. 6' 1"

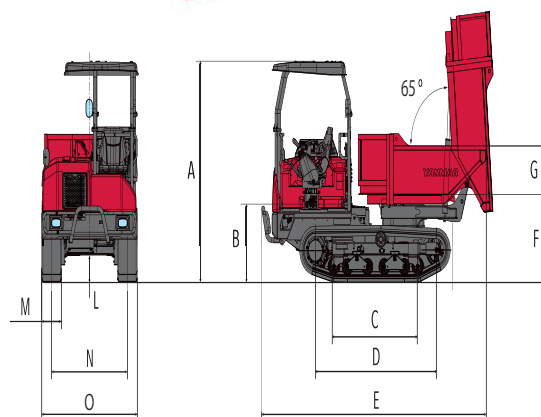
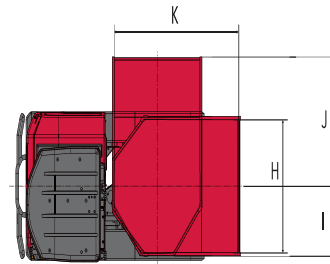
- I. 8' 2"
- J. 1' 4"
- K. 1' 5"
- L. 5' 7"
- M. 7' 2"



SWIVEL DUMP VESSEL

- A. 8' 8"
- B. 3' 4"
- C. 8' 2"
- D. 10' 3"
- E. 15' 3"
- F. 4' 3"
- G. 1' 11"
- H. 5' 9"

- I. 3' 3"
- J. 5' 7"
- K. 8' 6"
- L. 1' 4"
- M. 1' 5"
- N. 5' 7"
- O. 7' 2"



Model		C50R-5		C50R-5	
Dump vessel type		One-way dump type		Swivel-dump type	
Shape of Vessel		Box-shape		V shape	
Operating Weight	Net, unloaded	lbs (kg)	12,633 (5,730)		13,360 (6,060)
Engine	Type	-	Direct Injection Combustion Water-cooled 4-cyl. Diesel		
	Model	-	YANMAR 4TNV94FHT-NTBC		
	Output	HP (kW)	111.5 / 83.1		
Transmission	-	Variable Speed 2 Pump, 2 Motor Hydrostatic (HST)			
Undercarriage	Track Type	-	Steel-Reinforced Rubber Track		
	Track Width	ft-in (mm)	1'6" (450)		
	Min. Ground Clearance	ft-in (mm)	1'5" (435)		
	Ground Contact Pressure	w/o load	PSI (kPa)	3.4 (23.5)	
w/ load		PSI (kPa)	5.7 (39.5)		5.7 (39.5)
Performance	Max. Payload	lbs (kg)	8,379 (3,800)		7,718 (3,500)
	Max. Dumping Angle	degrees	65°		65°
	Dump Clearance	ft-in (mm)	2'2" (660)		2'11" (890)
	Dump Body Capacity	Struck yd³ (m³)	1.8 (1.4)		1.6 (1.2)
	Max. Travel Speed	mph (km/h)	5.9 (9.5)		5.9 (9.5)